

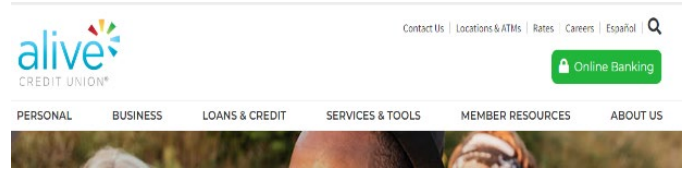
How to Set-up Your Online Banking

- Visit our website www.alivecu.coop on a Desktop or Mobile Device

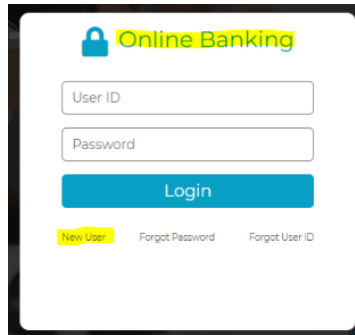
Website Mobile Device View



Website-Desktop view

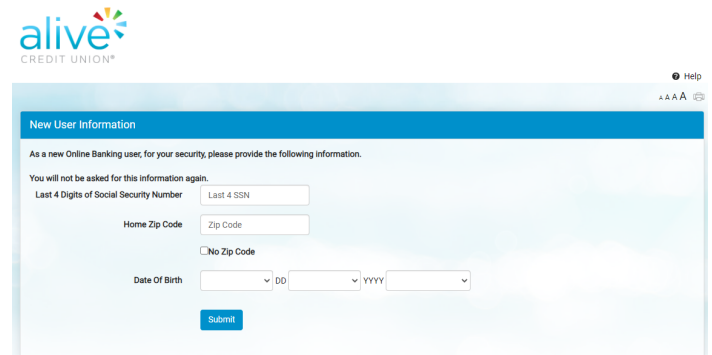
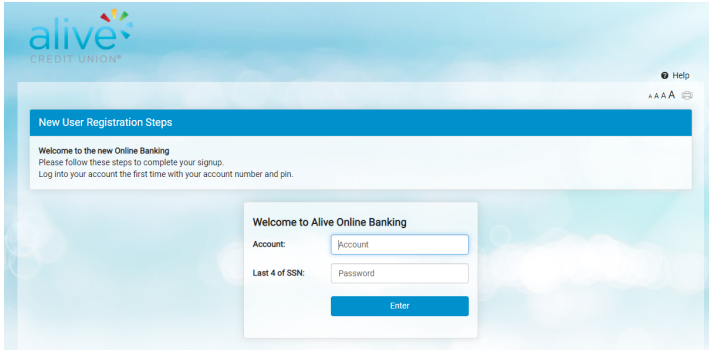


- Depending on the view select Online Banking/Login and start as New User

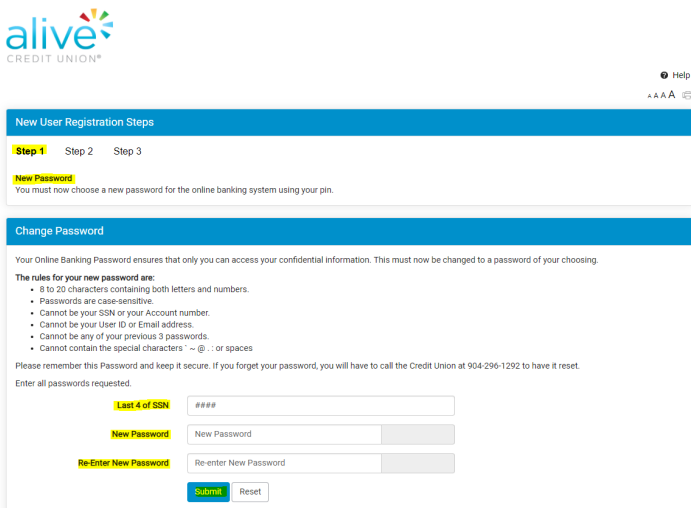


Enter account number after the zeros and Primary's last four of social security number

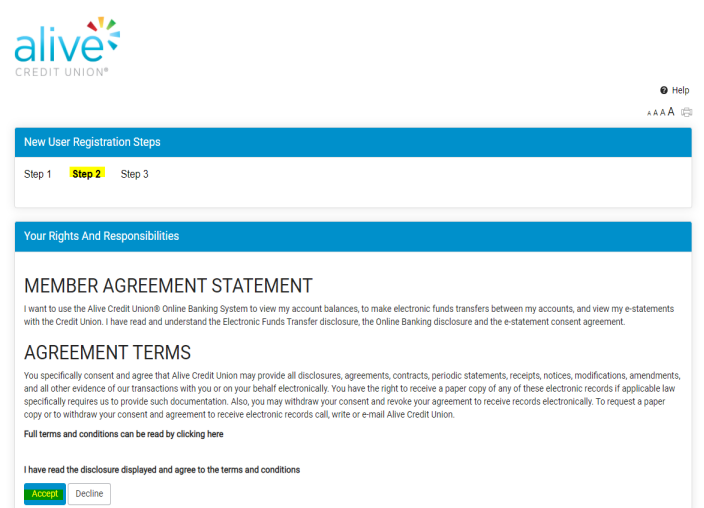
Enter Primary's last four of social and date of birth plus Zip Code on file.



Create your password



Accept the Member Agreement & Terms



Complete security Challenge



Help

AAA A

New User Registration Steps

Step 1 Step 2 **Step 3**

Multifactor Authentication
 Online Banking uses additional information to ensure the identity of a person accessing an account from a computer which has not accessed that account before. You will be asked to select from a pre-defined list of questions and an accompanying list of answers. Once you choose this question and answer, you will not be asked for this information again, unless online banking is unable to verify your previous answers on your computer.

This is recorded with a cookie via your browser. Clearing your browser cache and/or deleting cookies may cause online banking to request you to re-verify your previous answer to the secret question you previously selected when logging onto your account in the future.

Security Challenge

For your security, HomeBanking Online now includes an ID Check. You will now be assisted to setup security questions which will be used to validate your identity.

ID Check

I wish to set up my questions another time.

Choose your security questions



Help

AAA A

New User Registration Steps

Step 1 Step 2 **Step 3**

Multifactor Authentication
 Online Banking uses additional information to ensure the identity of a person accessing an account from a computer which has not accessed that account before. You will be asked to select from a pre-defined list of questions and an accompanying list of answers. Once you choose this question and answer, you will not be asked for this information again, unless online banking is unable to verify your previous answers on your computer.

This is recorded with a cookie via your browser. Clearing your browser cache and/or deleting cookies may cause online banking to request you to re-verify your previous answer to the secret question you previously selected when logging onto your account in the future.

Security Challenge

Please update your challenge questions below. You will be prompted to answer these questions periodically to validate your identity when using HomeBanking Online. Enter your answers carefully as you will need to provide the exact same answer when you are prompted with one of your challenge questions (i.e. spelling abbreviations).

Select a question and an answer to update your questions. Use the drop down list to choose a question.

Select Question Select Answer

Select Question Select Answer

Select Question Select Answer

Confirmation security questions complete



Help

AAA A

New User Registration Steps

Step 1 Step 2 **Step 3**

Multifactor Authentication
 Online Banking uses additional information to ensure the identity of a person accessing an account from a computer which has not accessed that account before. You will be asked to select from a pre-defined list of questions and an accompanying list of answers. Once you choose this question and answer, you will not be asked for this information again, unless online banking is unable to verify your previous answers on your computer.

This is recorded with a cookie via your browser. Clearing your browser cache and/or deleting cookies may cause online banking to request you to re-verify your previous answer to the secret question you previously selected when logging onto your account in the future.

Security Challenge

Your challenge question has been saved. You may change your question and answer by going to 'Security Challenge Question' on the Online Services page.

Confirmation that online banking is all set



Help

AAA A

New User Registration Steps

Step 1 Step 2 **Step 3**

Signup Complete
 Congratulations!
 You are now setup on Alive Online Banking.

To access your account with Online Banking in the future, remember to now login with your new user ID and password.

User ID: [REDACTED]
 Online Banking Password: [REDACTED]

To access your account via your phone, you will continue to use your Alive account number and PIN.

Account Number: [REDACTED]
 Last 4 of SSN: [REDACTED]

NOTE: For security reasons, please print this information only on the print page provided below. Always keep your account information and passwords in a secure location. The Alive Credit Union and its online banking crew will never be responsible for lost or stolen passwords and/or account information.